


Ecofan Airplus™



Models: 14076 - 802CA-BBX Black & Brass
14076N - 802CA-KBX Black & Nickel

**IRISH OPERATING INSTRUCTIONS
& WARRANTY CONDITIONS**

The Ecofan Airplus™

Children

Accidents can occur if children are not properly supervised around your stove or Ecofan. Children should be kept away from your stove and never allowed to handle the Ecofan. Never assume that children will remain where you last saw them. Always use caution and supervise children around your stove.

Important:

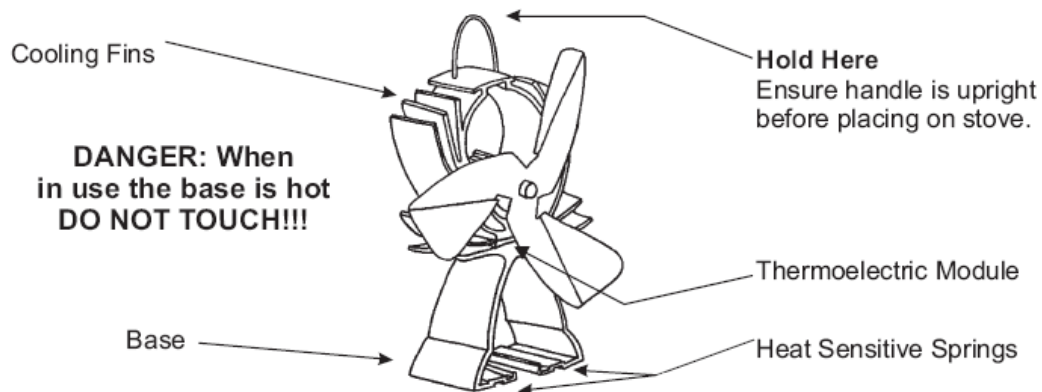
The information in this manual contains safe operating instructions and warranty information. Read this information carefully to learn how to operate and maintain your Ecofan Airplus™ properly and to avoid injury or product damage.

Proper Usage

The Ecofan Airplus™ is designed for use on freestanding woodstoves with normal surface temperatures between 205°C to 345°C (400°F to 650°F). Temperatures above 345°C (650°F) will damage your Ecofan. Heat sensitive springs will gently tilt the fan as your stove's temperature increases. A small tilt (the gap between the front of the Ecofan base and stove) of about 2mm (1/16") is good. A large tilt of over 5mm (1/4") means your stove is too hot. Good woodstove safety practice includes the use of a stove thermometer. This will help ensure that your fan is not used if your stove is heated over 345°C (650°F).

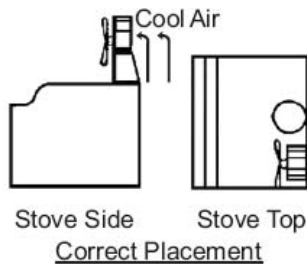
Handling the Ecofan Airplus™

The base of the Ecofan Airplus™ will get hot when used. Hold the unit firmly by the handle at all times as shown in Figure 1. Do not touch the base of the Ecofan. Never set the Ecofan Airplus™ down on an unprotected surface as the hot base could potentially damage that surface.

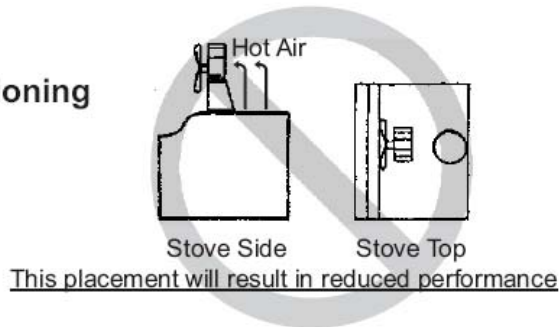


Placement

For optimum performance placement on your stove's surface is critical. Be sure to position the Ecofan on the stovetop so that cool air will be drawn over the "cooling fins". The Ecofan should not be used directly in front of the stove pipe or at the front of the stove.



Positioning



NOTE: Overheating will reduce the Ecofan's effectiveness and may damage the power generator and void the warranty. Remove the Ecofan from the stove if temperatures exceed 340°C (650°F)

Keep the Box

We recommend that you keep your Ecofan box. You can use this for storage over the summer months and it will make it easier if you need to return the fan under guarantee or for refurbishment.

Join the Eco'fan' Club

Visit and click on **The Eco'fan' Club**. Here you will be able to read customers testimonials and view pictures of Ecofans in use. There is a link provided for you to download your comments and pictures for inclusion on the site.

IRISH WARRANTY

This product is warranted to be free from any manufacturer's defects in material and workmanship for a period of 1 year from the date of purchase. Should this product become defective or fail to operate under normal conditions within this 1 year period, simply return the unit, together with the original invoice or cash register slip, to our Irish distributors Renewable Technologies Ltd., at the following address:

Renewable Technologies , McAuley's Yard , Balrath , Navan , Co Meath

Repair or replacement of the product in the Ireland shall be at the option of Renewable Technologies. This warranty covers household use only and does not cover commercial or industrial use. This warranty does not cover abnormal wear or damages resulting from accident, misuse, abuse or, if applicable, breakage (when such breakage is not due to a manufacturing defect) and any other incidental or consequential damages. This warranty is in lieu of any other expressed warranties. Should repair become necessary after the warranty period has expired then send your product to Renewable Technologies for a refurbishment quotation. See www.ecofan.ie for details.

Irish Distributor

Renewable Technologies Ltd.

McAuley's Yard

Balrath

Navan

Co. Meath

Tel: 041 25120

http: www.ecofan.ie

http:

email: info@ecofan.ie

Manufacturer

Caframo Limited

RR 2 Wiaraton

Ontario

NOH 2TO

Canada

Tel: 001-800-567-3556

http:

email:

www.caframo.com

contactus@caframo.com